

SUMMARY OF APPROPRIATIONS, ALLOTMENTS, DISBURSEMENTS AND BALANCES BY OBJECT OF EXPENDITURES
As of Quarter Ending June 30, 2017

FAR No. 1-A

Department : PRESIDENTIAL COMMUNICATIONS OPERATIONS OFFICE
Agency : NEWS AND INFORMATION BUREAU
Operating Unit :
Organization Code (UACS) :
Funding Source Code (as clustered) :
(e.g. Old Fund Code: 101, 102, 151)

/

Current year Appropriations
Supplemental Appropriations
Continuing Appropriations

Particulars	UACS CODE	Appropriations			Allotments Received	Allotments				Current Year Obligations					Current Year Disbursements					Balances			
		Authorized Appropriations	Adjustments (Transfer (TO) From, Realignment)	Adjusted Appropriations		Adjustments (withdrawal, Realignment)	Transfer to	Transfer From	Adjusted Total Allotments	1st Quarter Ending March 31	2nd Quarter Ending June 30	3rd Quarter Ending Sept. 30	4th Quarter Ending Dec. 31	Total	1st Quarter Ending March 31	2nd Quarter Ending June 30	3rd Quarter Ending Sept. 30	4th Quarter Ending Dec. 31	Total	Unreleased Appropriatio	Unobligated Allotment	Unpaid Obligations (15-20)+23+24)	
																						Due and Demandable	Not Yet Due and Demandable
1	2	3	4	5=(3+4)	6	7	8	9	10=(6+ (-)17) -8+9)	11	12	13	14	15=(11+ 12+13+ 14	16	17	18	19	20=(16 +17+18 +19)	21=(5-10)	22=(10-15)	23	24
SUMMARY																							
A. AGENCY SPECIFIC BUDGET																							
Personnel Services																							
Salaries and Wages																							
Salaries and Wages - Regular	5010101000	59,962,000.00		59,962,000.00	59,962,000.00				59,962,000.00	17,466,462.50	12,554,398.73			30,020,861.23	16,661,176.52	11,770,314.08			28,431,490.60		29,941,138.77	1,589,370.63	
Basic Salary - Civilian	5010101001																						
Basic Pay - Military/Uniformed Personnel	5010101002																						
Salaries and Wages - Contractual	5010102000																						
Other Compensation																							
Personnel Economic Relief Allowances (PERA)	50102010	4,224,000.00		4,224,000.00	4,224,000.00				4,224,000.00	1,245,005.20	612,107.57			1,857,112.77	1,246,534.29	582,003.51			1,828,537.80		2,366,887.23	28,574.97	
PERA -Civilian																							
Representation Allowance (RA)	50102020	210,000.00		210,000.00	210,000.00				210,000.00	72,125.00	72,000.00			144,125.00	72,125.00	72,000.00			144,125.00		65,875.00		
Transportation Allowance (TA)	50102030	210,000.00		210,000.00	210,000.00				210,000.00	72,125.00	72,000.00			144,125.00	72,125.00	72,000.00			144,125.00		65,875.00		
Transportation Allowance																							
RATA of Sectoral/Alternate Sectoral Represaeative																							
Clothing/Uniform Allowance	50102040	880,000.00		880,000.00	880,000.00				880,000.00	655,000.00				655,000.00	655,000.00				655,000.00		225,000.00	0.00	
Subsistence, Laundry and Quarters Allowance																							
Productivity Incentive Allowance	50102080																						
Overseas Allowance																							
Other Bonuses and Allowance (PEI)	50102990	880,000.00		880,000.00	880,000.00				880,000.00												880,000.00		
Other Bonuses and Allowance (PBB)																							
Honoraria																							
Hazard Pay																							
Longevity Pay	50101010																						
Overtime and Night Pay																							
Cash Gift	50102150	880,000.00		880,000.00	880,000.00				880,000.00												880,000.00	0.00	
Year End Bonus	50102140	9,914,000.00		9,914,000.00	9,914,000.00				9,914,000.00		3,543,777.00			3,543,777.00		3,543,777.00			3,543,777.00		6,370,223.00		
Personnel Benefit Contributions																							
Pag-ibig Contributions	50103020	211,000.00		211,000.00	211,000.00				211,000.00	39,300.00	42,100.00			81,400.00	39,300.00	42,100.00			81,400.00		129,600.00	0.00	
Philhealth Contributions	50103030	579,000.00		579,000.00	579,000.00				579,000.00	123,275.00	130,325.00			253,600.00	123,275.00	130,325.00			253,600.00		325,400.00	0.00	
ECC Contributions	50103040	211,000.00		211,000.00	211,000.00				211,000.00	39,696.92	41,200.00			80,896.92	39,696.92	41,200.00			80,896.92		130,103.08	0.00	
Other Personnel Benefits																							
Pension Benefits - Civilian	50104010																						
Pension Benefits - Military/Uniformed																							
Retirement Benefits - Civilian	5010402001	7,897,000.00		7,897,000.00																			
RetirementBenefits - Military/Uniformed																							
Terminal Leave Benefits	5010403001	2,349,738.00		2,349,738.00	957,825.00				957,825.00	80,138.00	877,687.00			957,825.00	80,138.00	8,390.00			88,528.00		0.00	869,297.00	
Health Workers Benefits																							
Other Personnel Benefits	50104990	408,000.00		408,000.00	408,000.00				408,000.00	30,000.00				30,000.00	30,000.00	1,111,250.60			1,141,250.60		378,000.00	(1,111,250.60)	
TOTAL PS		88,815,738.00		88,815,738.00	79,526,825.00				79,526,825.00	19,823,127.62	17,945,595.30			37,768,722.92	19,019,370.73	17,373,360.19			36,392,730.92		41,758,102.08	1,375,992.00	

SUMMARY OF APPROPRIATIONS, ALLOTMENTS, DISBURSEMENTS AND BALANCES BY OBJECT OF EXPENDITURES
As of Quarter Ending June 30, 2017

FAR No. I-A

Department : PRESIDENTIAL COMMUNICATIONS OPERATIONS OFFICE
Agency : NEWS AND INFORMATION BUREAU
Operating Unit :
Organization Code (UACS) :
Funding Source Code (as clustered) :
(e.g. Old Fund Code: 101, 102, 151)

Current year Appropriations
Supplemental Appropriations
Continuing Appropriations

Particulars	UACS CODE	Appropriations			Allotments Received	Allotments				Current Year Obligations					Current Year Disbursements					Balances			
		Authorized Appropriations	Adjustments (Transfer (TO) From, Realignment)	Adjusted Appropriations		Adjustments (withdrawal, Realignment)	Transfer to	Transfer From	Adjusted Total Allotments 10=6+ (-)17-8+9	1st Quarter Ending March 31	2nd Quarter Ending June 30	3rd Quarter Ending Sept. 30	4th Quarter Ending Dec. 31	Total	1st Quarter Ending March 31	2nd Quarter Ending June 30	3rd Quarter Ending Sept. 30	4th Quarter Ending Dec. 31	Total	Unreleased Appropriatio	Unobligated Allotment	Unpaid Obligations (15-20)-(23+24)	
																						Due and Demandable	Not Yet Due and Demandable
1	2	3	4	5=(3+4)	6	7	8	9	10=6+ (-)17-8+9	11	12	13	14	15=(11+12+13+14	16	17	18	19	20=(16 +17+18 +19)	21=(5-10)	22=(10-15)	23	24
Maintenance & Other Operating Expenses					2																		
Travelling Expenses																							
Tavel Expenses - Local	50201010	3,540,000.00		3,540,000.00	3,540,000.00				3,540,000.00	357,435.28	294,502.98			651,938.26	555,916.72	306,059.98			861,976.70		2,888,061.74	(210,038.44)	
Travel Expenses -Foreign	50201020	4,141,000.00		4,141,000.00	4,141,000.00				4,141,000.00	793,562.99	4,950,131.79			5,743,694.78	20,620.16	3,436,423.49			3,457,043.65		1,602,694.78	2,286,651.13	
Training and Scholarship Expenses																							
Training Expenses	50202010	298,000.00		298,000.00	298,000.00				298,000.00	963,320.00	216,160.00			1,179,480.00	320.00	963,294.38			963,614.38		881,480.00	215,865.62	
Scholarship Expenses	50202020																						
Supplies and Materials Expenses																							
Office Supplies Expenses	50203010	5,417,000.00		5,417,000.00	5,417,000.00				5,417,000.00	766,536.67	669,823.18			1,436,359.85	33,995.75	16,594.15			50,589.90		3,980,640.15	1,385,769.95	
Accountable Forms Expenses	50203020	150,000.00		150,000.00	150,000.00				150,000.00	600.00	1,200.00			1,800.00	600.00	4,200.00			4,800.00		148,200.00	(3,000.00)	
Non-Accountable Forms Expenses											3,000.00			3,000.00							3,000.00		
Animal/Zoological Supplies Expenses																							
Food Supplies Expenses																							
Welfare Goods Expenses																							
Drugs and Medicines Expenses																							
Medical, Dental and Laboratory and Supplies Expenses																							
Fuel, Oil and Lubricants Expenses	50203090	2,193,000.00		2,193,000.00	2,193,000.00				2,193,000.00	184,705.83	125,735.76			310,441.59	159,273.42	140,445.48			299,718.90		1,882,558.41	10,722.69	
Agricultural Supplies Expenses																							
Textbooks and Instructional Materials																							
Textbooks and Instrctural Materials Expenses																							
Chalk Allowance																							
Military and Police Supplies Expenses																							
Chemical and filtering Supplies expenses																							
Machinery	5020321001																						
Office Equipment	5020321002									3,999.00	36,050.00			40,049.00							40,049.00	40,049.00	
Information & Communications Technology Eqpm	5020321003									81,684.00	70,310.00			151,994.00	28,844.00	260,277.00			289,121.00		151,994.00	137,127.00	
Communications Equipment	5020321007																						
Printing Equipment	5020321011																						
Technical & Scientific Equipment	5020321013																						
Other Macinery & Equipment	5020321099																						
Other Supplies and MaterialsExpenses	5020399000									166,621.04	360,445.13			527,066.17	135,637.79	232,980.13			368,617.92		527,066.17	158,448.25	
Utility Expenses																							
Water Expenses	50204010	520,000.00		520,000.00	520,000.00				520,000.00	67,587.35	98,470.04			166,057.39	64,567.35	97,822.04			162,389.39		353,942.61	3,668.00	
Electricity Expenses	50204020	3,214,000.00		3,214,000.00	3,214,000.00				3,214,000.00	603,357.53	692,252.11			1,295,609.64	603,357.53	692,252.11			1,295,609.64		1,918,390.36	0.00	
Cooking Gas Expenses																							
Communication Expenses																							
Postage and Deliveries	50205010	125,000.00		125,000.00	125,000.00				125,000.00	14,186.00	13,545.00			27,731.00	13,584.00	13,545.00			27,129.00		97,269.00	602.00	
Telephone Expenses -Mobile and Landline	50205020	2,949,000.00		2,949,000.00	2,949,000.00				2,949,000.00	343,112.20	321,511.02			664,623.22	341,860.06	332,203.58			674,063.64		2,284,376.78	(9,440.42)	
Internet Expenses	50205030	1,000,000.00		1,000,000.00	1,000,000.00				1,000,000.00	474,456.81	599,522.83			1,073,979.64	468,026.81	529,391.70			997,418.51		73,979.64	76,561.13	
Cable, Satellite, Telegraph and radio Expenses	50205040	300,000.00		300,000.00	300,000.00				300,000.00		29,120.00			29,120.00		29,120.00			29,120.00		270,880.00		
Membership Duties and Contributions to Org.	50299060	6,000.00		6,000.00	6,000.00				6,000.00												6,000.00		
Awards and Indemnities	50206010																						
Advertising Expenses/Promo	50299010	1,000.00		1,000.00	1,000.00				1,000.00												1,000.00	0.00	
Printing and Publication Expenses	50299020	915,000.00		915,000.00	915,000.00				915,000.00	58,768.00	4,700.50			63,468.50	17,031.00	5,395.50			22,426.50		851,531.50	41,042.00	
Rent Expenses	50299050	2,007,000.00		2,007,000.00	2,007,000.00				2,007,000.00	184,016.76	77,866.76			261,883.52	115,011.76	54,766.76			169,778.52		1,745,116.48	92,105.00	
Representation Expenses	50299030									237,475.96	79,198.78			316,674.74	93,205.54	232,806.32			326,011.86		316,674.74	(9,337.12)	
Transportation and Delivery Expenses	50299040	100,000.00		100,000	100,000.00				100,000.00						1,198.00				1,198.00		100,000.00	(1,198.00)	
Storage Expenses				-																			
Subscription Expenses	50299070			-						107,565.00	181,724.00			289,289.00	138,540.00	192,486.00			331,026.00		289,289.00	(41,737.00)	
Survey Expenses				-																			
Other Maintenance and Other Operating Expenses	50299902																						
Professional Services																							
SUB-TOTAL		26,876,000.00	-	26,876,000.00	26,876,000.00	-	-	-	26,876,000.00	5,408,990.42	8,825,269.88	-	-	14,234,260.30	2,791,589.89	7,540,063.62	-	-	10,331,653.51	-	12,641,739.70	3,899,606.79	

SUMMARY OF APPROPRIATIONS, ALLOTMENTS, DISBURSEMENTS AND BALANCES BY OBJECT OF EXPENDITURES
As of Quarter Ending June 30, 2017

FAR No. 1-A

Department : PRESIDENTIAL COMMUNICATIONS OPERATIONS OFFICE
Agency : NEWS AND INFORMATION BUREAU
Operating Unit :
Organization Code (UACS) :
Funding Source Code (as clustered) :
(e.g. Old Fund Code: 101, 102, 151)

/

Current year Appropriations
Supplemental Appropriations
Continuing Appropriations

Particulars	UACS CODE	Appropriations			Allotments Received	Allotments				Current Year Obligations					Current Year Disbursements					Balances			
		Authorized Appropriations	Adjustments (Transfer (TO) From, Realignment)	Adjusted Appropriations		Adjustments (withdrawal, Realignment)	Transfer to	Transfer From	Adjusted Total Allotments	1st Quarter Ending March 31	2nd Quarter Ending June 30	3rd Quarter Ending Sept. 30	4th Quarter Ending Dec. 31	Total	1st Quarter Ending March 31	2nd Quarter Ending June 30	3rd Quarter Ending Sept. 30	4th Quarter Ending Dec. 31	Total	Unreleased Appropriatio	Unobligated Allotment	Unpaid Obligations (15-20)+23+24)	
																						Due and Demandable	Not Yet Due and Demandable
1	2	3	4	5=(3+4)	6	7	8	9	10=(6+(-)17)+8+9	11	12	13	14	15=-(11+12+13+14)	16	17	18	19	20=(16+17+18+19)	21=(5-10)	22=(10-15)	23	24
Legal Services	50211010	46,000.00		46,000.00	46,000.00				46,000.00												46,000.00	0.00	
Auditing Services	50211020			-																	-		
Consultancy Services	50211030	2,426,000.00		2,426,000.00	2,426,000.00				2,426,000.00	160,751.35	199,998.00			360,749.35	183,332.00	199,998.00			383,330.00		2,065,250.65	(22,580.65)	
Environment/Sanitary Services				-																	-		
General Services	50212990			-						385,244.45	232,580.20			617,824.65	377,388.43	232,580.20			609,968.63		(617,824.65)	7,856.02	
Janitorial Services	50212020			-						241,805.58	235,907.22			477,712.80	240,305.58	235,907.22			476,212.80		(477,712.80)	1,500.00	
Security Services	50212030	1,113,000.00		1,113,000.00	1,113,000.00				1,113,000.00	388,297.21	406,903.92			795,201.13	388,297.21	406,903.92			795,201.13		317,798.87	0.00	
Other Professional Services	50211990	4,580,000.00		4,580,000.00	4,580,000.00				4,580,000.00	4,230,821.32	2,629,631.30			6,860,452.62	2,863,677.34	2,610,408.16			5,474,085.50		(2,280,452.62)	1,386,367.12	
Repair & Maintenance (Specify object)				-																	-		
Repair & Maintenance (RM) -Land Improvements				-																	-		
RM - Land Improvements				-																	-		
RM - Runways/Taxiways				-																	-		
RM - Railways				-																	-		
RM - Electrification, Power and energy Structures				-																	-		
RM - Buildings				-																	-		
RM -Office Building				-																	-		
RM - School Buildings				-																	-		
RM - Hospitals and Health Centers				-																	-		
RM - Markets and Slaughter Houses				-																	-		
RM - Other Structures				-																	-		
RM -Leasehold Improvements				-																	-		
RM - Leasehold Improvements - Land				-																	-		
RM - Leasehold Improvements - Buildings				-																	-		
RM - Other Leasehold Improvements				-																	-		
RM -Office Equipment, Furnitures and Fixtures				-																	-		
RM -Office Equipment, Furnitures and Fixtures	50213050			-																	-		
RM - Furnitures and Fixtures	50213070			-												5,900.00			5,900.00		-	5,900.00	
RM - IT Equipment and Software	50213050			-																	-		
RM - Machinery and Equipment				-																	-		
RM - Machinery and Equipment	5021305001			-											16,700.00	14,117.11			30,817.11		-		
RM- Office Equipment	5021305002			-						16,700.00	67,000.00			83,700.00	0.00				0.00		(83,700.00)	83,700.00	
RM - Office Equipment	5021321002			-																	-		
RM - Airport Equipment				-																	-		
RM - Communications Equipment	5021321007			-																	-		
RM - Construction and Heavy Equipment				-																	-		
RM - Firefighting Equipment and Accessories				-																	-		
RM - Hospitals Equipment				-																	-		
RM - Medical, Dental and Laboratory Equipment				-																	-		
RM - Military and Police Equipment				-																	-		
RM -Other Machinery & Equipment	502135099			-							7,500.00			7,500.00							(7,500.00)	7,500.00	
RM - Technical and Scientific Equipment	502135014			-							6,617.11			6,617.11							(6,617.11)		
SUB-TOTAL		8,165,000.00		8,165,000.00	8,165,000.00	-	-	-	8,165,000.00	5,423,619.91	3,786,137.75	-	-	9,209,757.66	4,069,700.56	3,705,814.61	-	-	7,775,515.17	-	(1,044,757.66)	1,458,442.49	

SUMMARY OF APPROPRIATIONS, ALLOTMENTS, DISBURSEMENTS AND BALANCES BY OBJECT OF EXPENDITURES
As of Quarter Ending June 30, 2017

FAR No. 1-A

Department : PRESIDENTIAL COMMUNICATIONS OPERATIONS OFFICE
Agency : NEWS AND INFORMATION BUREAU
Operating Unit :
Organization Code (UACS) :
Funding Source Code (as clustered) :
(e.g. Old Fund Code: 101, 102, 111)

/

Current year Appropriations
Supplemental Appropriations
Continuing Appropriations

Particulars	UACS CODE	Appropriations			Allotments Received	Allotments				Current Year Obligations					Current year Disbursements					Balances			
		Authorized Appropriations	Adjustments (Transfer (TO) From, Realignment)	Adjusted Appropriations		Adjustments (withdrawal, Realignment)	Transfer to	Transfer From	Adjusted Total Allotments	1st Quarter Ending March 31	2nd Quarter Ending June 30	3rd Quarter Ending Sept. 30	4th Quarter Ending Dec. 31	Total	1st Quarter Ending March 31	2nd Quarter Ending June 30	3rd Quarter Ending Sept. 30	4th Quarter Ending Dec. 31	Total	Unreleased Appropriatio	Unobligated Allotment	Unpaid Obligations (15-20)+23+24	
																						Due and Demandable	Not Yet Due and Demandable
1	2	3	4	5=(3+4)	6	7	8	9	10=(6+ (-)17) -8+9)	11	12	13	14	15=(11+ 12+13+ 14	16	17	18	19	20=(16 +17+18 +19)	21=(5-10)	22=(10-15)	23	24
RM - Transportation Equipment																							
RM - Motor Vehicle	50213060	847,000.00		847,000.00	847,000.00				847,000.00	74,250.00	122,749.00			196,999.00	35,020.00	110,269.00			145,289.00		650,001.00	51,710.00	
RM - Trains																							
RM - Aircrafts and Airground Equipment																							
RM - Watercrafts																							
RM - Other Transportation Equipment																							
RM - Other Property, Plant and Equipment																							
RM - Public Infrastructure																							
RM - Roads, Highways and Bridges																							
RM - Parks, plazas and Monuments																							
RM - Ports, Lighthouse and Harbors																							
RM - Artesian Walls, Reservoirs, Pumping Stations and Conduits																							
RM - Irrigation, Canals and Laterals																							
RM - Flood Controls																							
RM- Waterways, Aqueducts, Seawalls																							
River Walls and Others																							
RM - Other Public Infrastructure																							
RM - Reforestation Projects																							
RM - Reforestation - Upland																							
RM - Reforestation - Marshland/Swampland																							
Subsidies and Donations																							
Subsidy to National Government Agencies																							
Subsidy to Regional Offices/Staff Bureaus																							
Subsidy to Operating Units																							
Subsidy to Local Government Units																							
Subsidy to GOCCs																							
Subsidy to NGOs/Pos																							
Subsidy to other Funds																							
Donations	50299080																						
Confidential, Intelligence, Extraordinary and Miscellaneous Expenses																							
Confidential Expenses																							
Intelligence Expenses																							
Extraordinary Expenses	50210030	118,000.00		118,000.00	118,000.00				118,000.00	7,806.00	36,000.00			43,806.00		12,000.00			12,000.00		74,194.00	31,806.00	
Miscellaneous Expenses																					-	-	
Taxes, Insurance and Premiums and other Fees																					-	-	
Taxes, Duties and Licenses	50215010																				-	-	
Fidelity Bond Premiums	50215020	50,000.00		50,000.00	50,000.00				50,000.00	10,507.50				10,507.50	10,507.50				10,507.50		39,492.50	0.00	
Insurance Expenses	50215030									5,429.54	12,335.94			17,765.48	2,229.06	12,335.94			14,565.00		(17,765.48)	3,200.48	
SUB-TOTAL		1,015,000.00	-	1,015,000.00	1,015,000.00	-	-	-	1,015,000.00	97,993.04	171,084.94	-	-	269,077.98	47,756.56	134,604.94	-	-	182,361.50	-	745,922.02	86,716.48	

SUMMARY OF APPROPRIATIONS, ALLOTMENTS, DISBURSEMENTS AND BALANCES BY OBJECT OF EXPENDITURES
As of Quarter Ending June 30, 2017

FAR No. 1-A

Department : PRESIDENTIAL COMMUNICATIONS OPERATIONS OFFICE
Agency : NEWS AND INFORMATION BUREAU
Operating Unit :
Organization Code (UACS) :
Funding Source Code (as clustered)
(e.g. Old Fund Code: 101, 102, 151)

/

Current year Appropriations
Supplemental Appropriations
Continuing Appropriations

Particulars	UACS CODE	Appropriations			Allotments Received	Allotments				Current Year Obligations					Current year Disbursements					Balances			
		Authorized Appropriations	Adjustments (Transfer (TO) From, Realignment)	Adjusted Appropriations		Adjustments (withdrawal, Realignment)	Transfer to	Transfer From	Adjusted Total Allotments	1st Quarter Ending March 31	2nd Quarter Ending June 30	3rd Quarter Ending Sept. 30	4th Quarter Ending Dec. 31	Total	1st Quarter Ending March 31	2nd Quarter Ending June 30	3rd Quarter Ending Sept. 30	4th Quarter Ending Dec. 31	Total	Unreleased Appropriatio	Unobligated Allotment	Unpaid Obligations (15-20)+(23+24)	
																						Due and Demandable	Not Yet Due and Demandable
1	2	3	4	5=(3+4)	6	7	8	9	10=(6+(-)17) -8+9)	11	12	13	14	15=(11+12+13+14	16	17	18	19	20=(16+17+18+19)	21=(5-10)	22=(10-15)	23	24
Financial Expenses																							
Management Supervisor/Trusteeship Fees																							
Interest Expenses																							
Interest Paid to Nonb Residents																							
Interest Paid to Residents other than General Government																							
Interest Paid to Other General Government Units																							
Bank Charges																							
Commitment Fees																							
Debt Service Subsidy to GOCCs																							
Documentary Stamp Expenses																							
Interest Expenses																							
Other Financial Charges																							
TOTAL MOOE		36,056,000.00		36,056,000.00	36,056,000.00	-	-	-	36,056,000.00	10,930,603.37	12,782,492.57	-	-	23,713,095.94	6,909,047.01	11,380,483.17	-	-	18,289,530.18	-	12,342,904.06	5,444,765.76	0.00
Capital Outlays																							
Property Plant and Equipement Outlay																							
Buildings and Other Structure Outlay																							
Buildings																							
School Buildings, etc																							
Hospital and Helath Centers																							
Markets																							
Machinery and Equipment Outlay																							
Machinery	1060501000																						
Office Equipment	1060502000															318,483.20			318,483.20		0.00	318,483.20	
Information and Communication Technology Equip	1060503000																						
Communication Equipment	1060507000																						
Printing Equipment	1060512000																						
Technical & Scientific Equipment	1060514000																						
Other Machinery & Equipment	1060599000																						
Motor Vehicle	1060601000																						
Land and Land Improvements																							
Land																							
Land Improvements, etc.																							
Runways/Taxiways																							
Railways																							
Electrification, Power, Energy and Structures																							
Leaschold Improvements																							
Leaschold Improvements, Land																							
Leaschold Improvements, Buildings																							
Other Leasehold Improvements																							
Office Equipment, Furnitures and Fixtures																							
Office Equipment																							
Furnitures and Fixtures																							
IT Equipment and Software, etc.																							
Library Books																							
Machinery and Equipment																							
Machinery																							
Agriculture, Fishery and forestry Equipment																							
Airport Equipment																							
Communication Equipment																							
Construction and Heavy Equipment																							
Firefighting Equipment and Accessories																							
SUB-TOTAL		-	-	-	-	-	-	-	-	-	-	-	-	-	-	318,483.20	-	-	318,483.20	-	-	(318,483.20)	-

SUMMARY OF APPROPRIATIONS, ALLOTMENTS, DISBURSEMENTS AND BALANCES BY OBJECT OF EXPENDITURES
As of Quarter Ending June 30, 2017

FAR No. 1-A

Department : PRESIDENTIAL COMMUNICATIONS OPERATIONS OFFICE
Agency : NEWS AND INFORMATION BUREAU
Operating Unit :
Organization Code (UACS) :
Funding Source Code (as clustered)
(e.g. Old Fund Code: 101, 102, 151)

/

Current year Appropriations
Supplemental Appropriations
Continuing Appropriations

Particulars	UACS CODE	Appropriations			Allotments Received	Allotments				Current Year Obligations					Current year Disbursements					Balances			
		Authorized Appropriations	Adjustments (Transfer (TO) From, Realignment)	Adjusted Appropriations		Adjustments (withdrawal, Realignment)	Transfer to	Transfer From	Adjusted Total Allotments	1st Quarter Ending March 31	2nd Quarter Ending June 30	3rd Quarter Ending Sept. 30	4th Quarter Ending Dec. 31	Total	1st Quarter Ending March 31	2nd Quarter Ending June 30	3rd Quarter Ending Sept. 30	4th Quarter Ending Dec. 31	Total	Unreleased Appropriatio	Unobligated Allotment	Unpaid Obligations (15-20+23+24)	
																						Due and Demandable	Not Yet Due and Demandable
1	2	3	4	5=(3+4)	6	7	8	9	10={6+(-)17}-8+9}	11	12	13	14	15=(11+12-13+14	16	17	18	19	20={16+17+18+19}	21=(5-10)	22=(10-15)	23	24
Hospital Equipment																							
Medical, Dental and Laboratory Equipment																							
Military and Police Equipment																							
Sports Equipment																							
Technical and Scientific Equipment																							
Other Machinery and Equipment, etc.																							
Transportation Equipment																							
Motor Vehicle																							
Trains																							
Aircrafts and Aircrafts Ground Equipment																							
Watercrafts																							
Other Transportation Equipments, etc.																							
Other Property, Plant and Equipment																							
Public Infrastructure																							
Roads, Highways and Bridges																							
Parks, Plazas and Monuments																							
Ports, Lighthouses and Harbors																							
Aircrafts, Reservoir, Pumping Stations and Conduit																							
Irigation, Canals and Laterals																							
Flood Controls																							
Waterways, Aqueducts, Seawalls, River Walls and Others																							
Other Public Infrastructure, etc.																							
TOTAL CAPITAL OUTLAY		-	-	-	-	-	-	-	-	-	-	-	-	-	-	318,483.20	-	-	318,483.20	-	-	(318,483.20)	-
B. AUTOMATIC APPROPRIATIONS																							
Retirement and Life Insurance Premium	50103010	7,137,000.00		7,137,000.00	7,137,000.00				7,137,000.00	1,305,519.45	1,390,617.21			2,696,136.66	1,305,519.55	1,390,617.21			2,696,136.76		4,440,863.34	(0.10)	
Specify object of expenditure																							
Custom Duties and Taxes																							
Specify object of expenditure																							
C. SPECIAL PURPOSE FUNDS																							
Miscellaneous Personnel Benefits Fund																							
Specify allotment class/object of expenditures																							
Pension and Gratuity Fund																							
Specify allotment class/object of expenditures																							
Contingent Fund																							
Specify allotment class/object of expenditures																							
Calamity Fund																							
Specify allotment class/object of expenditures																							
SUB-TOTAL		7,137,000.00	-	7,137,000.00	7,137,000.00	-	-	-	7,137,000.00	1,305,519.45	1,390,617.21	-	-	2,696,136.66	1,305,519.55	1,709,100.41	-	-	3,014,619.96	-	4,440,863.34	(318,483.30)	-

FAR No. 1-A

Current year Appropriations
Supplemental Appropriations
Continuing Appropriations

1

[illegible]

Department : PRESIDENTIAL COMMUNICATIONS OPERATIONS OFFICE
Agency : NEWS AND INFORMATION BUREAU
Operating Unit :
Organization Code (UACS) :
Funding Source Code (as clustered):
(e.g. Old Fund Code: 101, 102, 151)

SUMMARY OF APPROPRIATIONS, ALLOTMENTS, DISBURSEMENTS AND BALANCES BY OBJECT OF EXPENDITURES
As of Quarter Ending June 30, 2017


FAR No. 1-A

/


Current year Appropriations
Supplemental Appropriations
Continuing Appropriations

Particulars	UACS CODE	Appropriations			Allotments Received	Allotments				Current Year Obligations					Current year Disbursements					Balances			
		Authorized Appropriations	Adjustments (Transfer (TO) From, Realignment)	Adjusted Appropriations		Adjustments (Withdrawal, Realignment)	Transfer to	Transfer From	Adjusted Total Allotments	1st Quarter Ending March 31	2nd Quarter Ending June 30	3rd Quarter Ending Sept. 30	4th Quarter Ending Dec. 31	Total	1st Quarter Ending March 31	2nd Quarter Ending June 30	3rd Quarter Ending Sept. 30	4th Quarter Ending Dec. 31	Total	Unreleased Appropriatio	Unobligatd Allotment	Unpaid Obligations (15-20)+23+24	
																						Due and Demandable	Not Yet Due and Demandable
1	2	3	4	5=(3+4)	6	7	8	9	10=(6+(-)+17)-8+9]	11	12	13	14	15=(11+12+13+14	16	17	18	19	20=(16+17+18+19)	21=(5-10)	22=(10-15)	23	24
Specify allotment class/object of expenditures																							
Others (pls. specify)																							
E. Unobligated Allotment																							
Personnel Services																							
Salaries and Wages																							
Salaries and Wages - Regular																							
Salaries and Wages - Contractual																							
Others (pls. specify)																							
Maintenance & other Operating Expenses																							
Travelling Expenses																							
Travel Expenses - Local																							
Travel Expenses - Foreign																							
Training and Scholarship Expenses																							
Training Expenses																							
Others (pls. specify)																							
Financial Expenses																							
Bank Charges																							
Interest Expenses																							
Capital Outlays																							
Office Buildings																							
School Buildings																							
Hospital and Health Centers																							
Office Equipment																							
Furnitures and Fixtures																							
IT Equipment and software																							
Others (pls. specify)																							
TOTAL PRIOR YEAR'S BUDGET/CONTINUING APPROPRIATION																							
GRAND TOTAL		132,008,738.00	-	132,008,738.00	122,719,825.00	-	-	-	122,719,825.00	32,059,250.44	32,118,705.08	-	-	64,177,955.52	27,233,937.29	30,462,943.77	-	-	57,696,881.06	-	58,541,869.48	6,502,274.46	
Certified Correct:																							

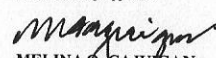
Certified Correct:


MARILOU C. DATILES
Head, Budget Section
Date: May 19, 2017


Certified Correct:


LOIDA D. JAVONILLO
Acting Head, Accounting Section
Date: July 27, 2017

Recommending Approval:


MELINA O. CAJUTAN
Acting Head, Finance & Admin.
Date: July 27, 2017

Approved By:


VIRGINIA R. ARCILLA-ACAY
Director III/Acting Head NIB
Date: July 27, 2017